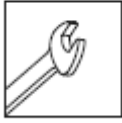
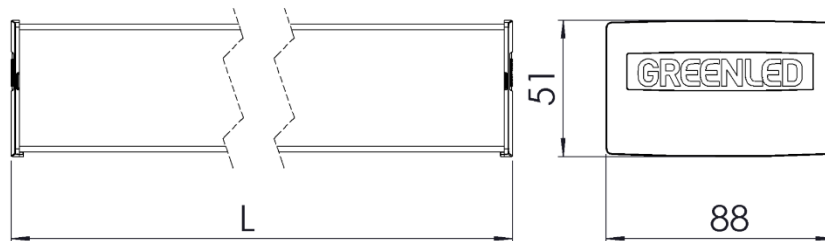



ALFA LINE GEN3

[FI] Asennusohje
 [UK] Installation instruction
 [SE] Installationsanvisning



IP20




ALFA LINE BASIC G3 16W L = 1204mm	ALFA LINE BASIC G3 22W L = 1204mm	ALFA LINE BASIC G3 32W L = 1204mm	ALFA LINE BASIC G3 43W L = 1204mm	ALFA LINE BASIC G3 53W L = 1204mm	ALFA LINE BASIC G3 26W L = 1512mm
ALFA LINE BASIC G3 36W L = 1512mm	ALFA LINE BASIC G3 49W L = 1512mm	ALFA LINE BASIC G3 63W L = 1512mm	ALFA LINE BASIC G3 25W L = 2370mm	ALFA LINE BASIC G3 31W L = 2370mm	ALFA LINE BASIC G3 38W L = 2370mm
ALFA LINE BASIC G3 45W L = 2370mm	ALFA LINE BASIC G3 52W L = 2370mm	ALFA LINE PRO G3 14W L = 1204mm	ALFA LINE PRO G3 20W L = 1204mm	ALFA LINE PRO G3 28W L = 1204mm	ALFA LINE PRO G3 37W L = 1204mm
ALFA LINE PRO G3 44W L = 1204mm	ALFA LINE PRO G3 23W L = 1512mm	ALFA LINE PRO G3 31W L = 1512mm	ALFA LINE PRO G3 43W L = 1512mm	ALFA LINE PRO G3 54W L = 1512mm	ALFA LINE PRO G3 23W L = 2370mm
ALFA LINE PRO G3 29W L = 2370mm	ALFA LINE PRO G3 35W L = 2370mm	ALFA LINE PRO G3 40W L = 2370mm	ALFA LINE PRO G3 45W L = 2370mm		

Greenled Oy
 Oritkarintie 4
 90400 Oulu




IP20



Turvallisuusvaroitukset:

Ennen asennusta tai huoltotyötä kytke valaisin irti sähköverkosta välttääksesi sähköiskun vaaran!


- Asennus / huoltotyön saa tehdä vain valtuutettu henkilö
- Valaisimen asennuksen / huoltotyön saa suorittaa vain pätevä henkilö näiden ohjeiden mukaisesti.
- Valmistaja ei kanna vastuuta valaisimen väärästä käytöstä
- Älä katso suoraan päällä olevaan valaisimeen
- Valaisimen valonlähteen saa vaihtaa ainoastaan Greenled, Greenledin valtuuttama huoltaja tai vastaavan pätevyyden omaava henkilö



Safety notes:

Before installation or change work disconnect the power to reduce electrical shock risk!

- Installation / maintenance can only be done by a skilled personnel
- Installation / maintenance of luminaire must be performed by qualified person following the instructions given in the instruction set
- The manufacturer bears no liability for damage caused by inappropriate use or application
- Do not stare at the operating light source
- The light source contained in this luminaire shall only be replaced by the Greenled or Greenled's service agent or a similar qualified person



Säkerhetsvarningar:

Koppla alltid bort armaturen från elnätet i samband med installation ti den som använder armaturen.

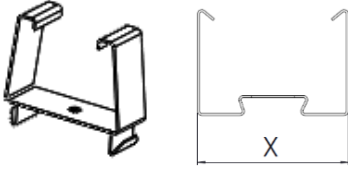
- Installations- och underhållsarbeten får endast utföras av en behörig installatör
- Installations-/underhållsarbetet får endast utföras enligt dessa anvisningar av en person med tillräckliga kunskaper
- Tillverkaren ansvarar ej för felaktig användning av armaturen
- Titta aldrig rakt in i en påslagen armatur
- Ljuskällan inuti armaturen får endast bytas av antingen Greenled, en Greenled-auktoriserad servicetekniker eller en person med motsvarande kompetens

ALFA LINE GEN3

[FI] Asennusohje
[UK] Installation instruction
[SE] Installationsanvisning

1. Ripustuskisko, Suspension rail, Armaturskena.

2x

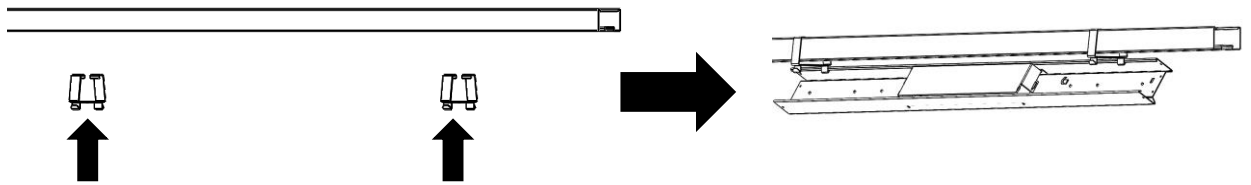


X (mm):

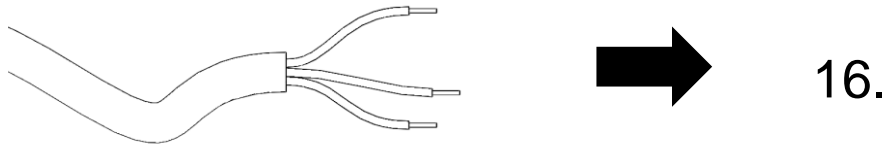
- 70
- 80
- 110

TUOTEKOODI / PRODUCT CODE / PRODUKTKOD	KANNAKE / BRACKET / FÄSTE
9908435	Omega / Alfa Line G2 Suspension rail bracket 70
9908467	Omega / Alfa Line G2 Suspension rail bracket 82
3008036	Omega / Alfa Line G2 Suspension rail bracket 110

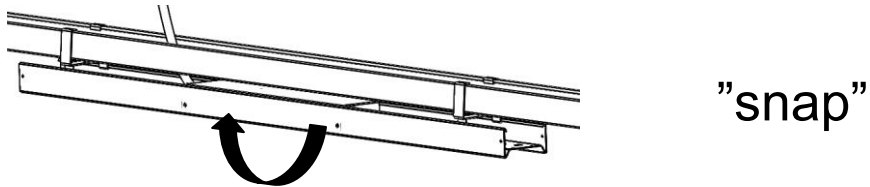
a



b

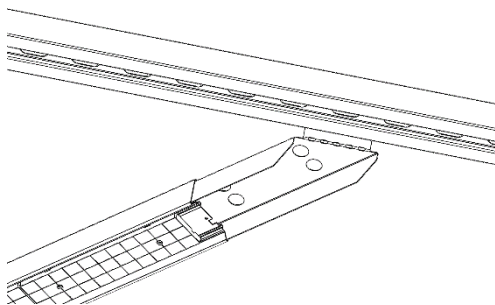
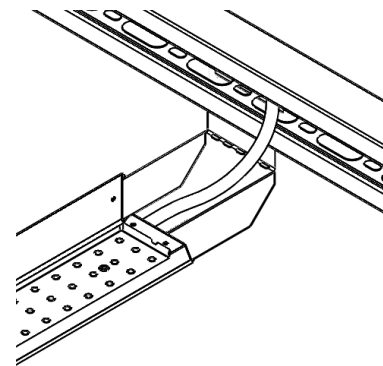


c



2. Valaisinkisko, Suspension rail, Belysningsskena.

2x

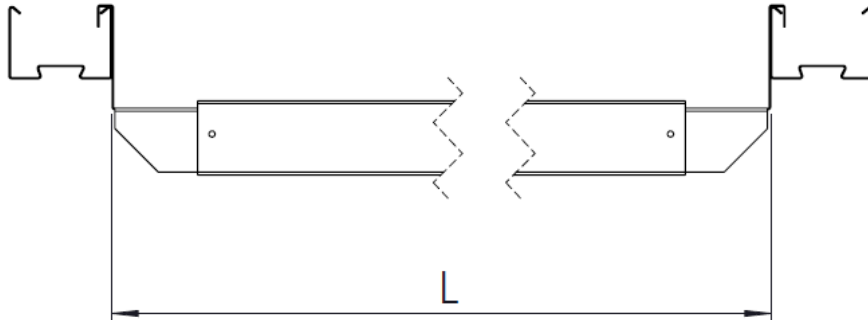


TUOTEKOODI / PRODUCT CODE / PRODUKTKOD	KANNAKE / BRACKET / FÄSTE
9908357	Omega/ALG2 railbracket 45 degree zink
9908358	Omega/ALG2 railbracket 45 degree white

ALFA LINE GEN3

[FI] Asennusohje
[UK] Installation instruction
[SE] Installationsanvisning

Ramppiasennuksen valaisinkiskojen välit
Ramp installation suspension rail distances
Rampinstallation upphängningsskenas avstånd

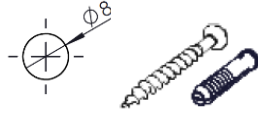


VALAISIN / LUMINAIRE / ARMATUR	TUOTEKOODI / PRODUCT CODE / PRODUKTKOD	KANNAKE / BRACKET / FÄSTE	L (mm)
Alfa Line Gen3 1204mm	9908497	RAILBRACKET Omega/Alfa Line 1254-1564/2020-2740 zinc	1254-1564 mm
	9908530	RAILBRACKET Omega/Alfa Line 1254-1564/2020-2740 white	
	9908221	RAILBRACKET Omega/Alfa Line 1600-1925/2370-3090 zinc	1600-1925 mm
	9908918	RAILBRACKET Omega/Alfa Line 1600-1925/2370-3090 white	
	9908361	RAILBRACKET Omega/Alfa Line 2264-2584/2620-3750 zinc	2264-2584 mm
	9908362	RAILBRACKET Omega/Alfa Line 2264-2584/2620-3750 white	
	9908447	RAILBRACKET Omega/Alfa Line 2665-2990/3020-4150 zinc	2665-2990 mm
	9908448	RAILBRACKET Omega/Alfa Line 2665-2990/3020-4150 white	
	9908479	RAILBRACKET Omega/Alfa Line 3080-3400/4070-4400 zinc	3080-3400 mm
9908919	RAILBRACKET Omega/Alfa Line 3080-3400/4070-4400 white		

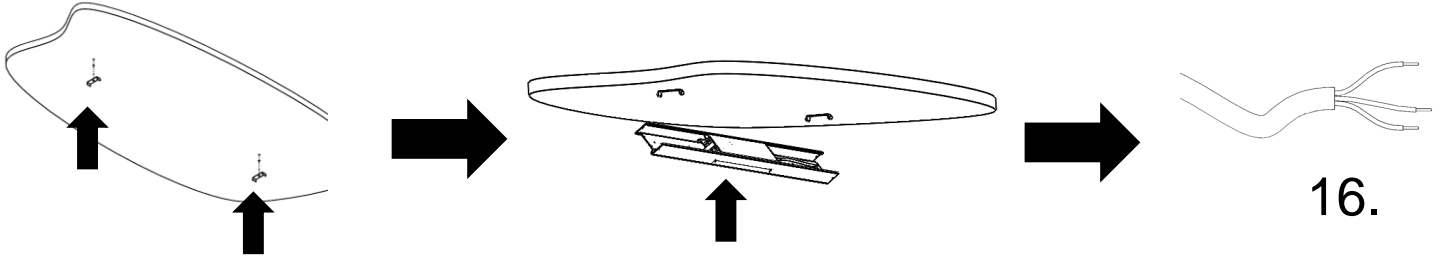
VALAISIN / LUMINAIRE / ARMATUR	TUOTEKOODI / PRODUCT CODE / PRODUKTKOD	KANNAKE / BRACKET / FÄSTE	L (mm)
Alfa Line Gen3 1512mm	9908497	RAILBRACKET Omega/Alfa Line 1254-1564/2020-2740 zinc	1562-1872 mm
	9908530	RAILBRACKET Omega/Alfa Line 1254-1564/2020-2740 white	
	9908221	RAILBRACKET Omega/Alfa Line 1600-1925/2370-3090 zinc	1908-2233 mm
	9908918	RAILBRACKET Omega/Alfa Line 1600-1925/2370-3090 white	
	9908361	RAILBRACKET Omega/Alfa Line 2264-2584/2620-3750 zinc	2572-2892 mm
	9908362	RAILBRACKET Omega/Alfa Line 2264-2584/2620-3750 white	
	9908447	RAILBRACKET Omega/Alfa Line 2665-2990/3020-4150 zinc	2973-3298 mm
	9908448	RAILBRACKET Omega/Alfa Line 2665-2990/3020-4150 white	
	9908479	RAILBRACKET Omega/Alfa Line 3080-3400/4070-4400 zinc	3388-3708 mm
9908919	RAILBRACKET Omega/Alfa Line 3080-3400/4070-4400 white		

VALAISIN / LUMINAIRE / ARMATUR	TUOTEKOODI / PRODUCT CODE / PRODUKTKOD	KANNAKE / BRACKET / FÄSTE	L (mm)
Alfa Line Gen3 2370mm	9908497	RAILBRACKET Omega/Alfa Line 1254-1564/2020-2740 zinc	2020-2740 mm
	9908530	RAILBRACKET Omega/Alfa Line 1254-1564/2020-2740 white	
	9908221	RAILBRACKET Omega/Alfa Line 1600-1925/2370-3090 zinc	2370-3090 mm
	9908918	RAILBRACKET Omega/Alfa Line 1600-1925/2370-3090 white	
	9908361	RAILBRACKET Omega/Alfa Line 2264-2584/2620-3750 zinc	2620-3750 mm
	9908362	RAILBRACKET Omega/Alfa Line 2264-2584/2620-3750 white	
	9908447	RAILBRACKET Omega/Alfa Line 2665-2990/3020-4150 zinc	3020-4150 mm
	9908448	RAILBRACKET Omega/Alfa Line 2665-2990/3020-4150 white	
	9908479	RAILBRACKET Omega/Alfa Line 3080-3400/4070-4400 zinc	4070-4400 mm
9908919	RAILBRACKET Omega/Alfa Line 3080-3400/4070-4400 white		

3. Kattoasennus, Surface installation, Takmontering.

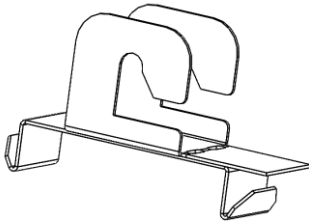


TUOTEKOODI / PRODUCT CODE / PRODUKTKOD	KANNAKE / BRACKET / FÄSTE
3008687	Omega / Alfa Line G2 ceiling bracket




4. Vaakavaijerikiinnitys, Horizontal wire installation, Horisontal vajerupphängning.

2x

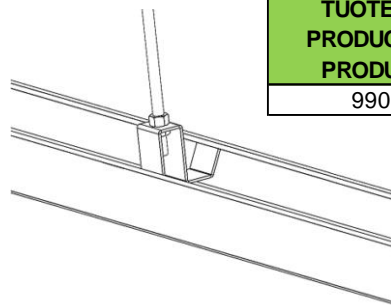
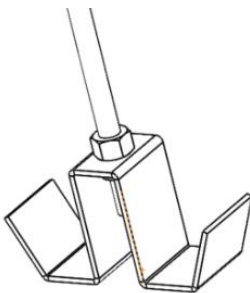


TUOTEKOODI / PRODUCT CODE / PRODUKTKOD	KANNAKE / BRACKET / FÄSTE
3508103	Omega / Alfa Line G2 horizontal wire bracket max 8 mm



5. Kierretankoasennus, Threaded rod installation, Gångstångsupphängning.

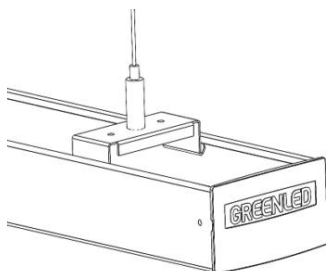
2x



TUOTEKOODI / PRODUCT CODE / PRODUKTKOD	KANNAKE / BRACKET / FÄSTE
9908540	Omega / Alfa Line G2 Threaded rod bracket

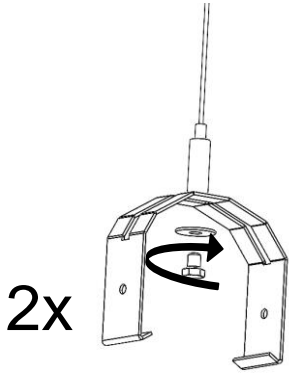
6. Vaijerikiinnitys, Wire installation, Vajerupphängning

2x

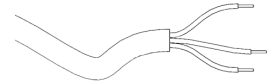
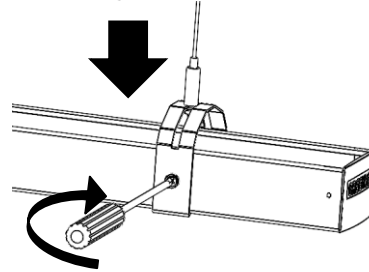


TUOTEKOODI / PRODUCT CODE / PRODUKTKOD	KANNAKE / BRACKET / FÄSTE
9905242	Omega / Alfa Line G2 suspension wire bracket 3m
9905243	Omega / Alfa Line G2 suspension wire bracket 5m

7. Säädettävä vaijerikiinnitys, Adjustable wire installation, Justerbar kabelfäste.

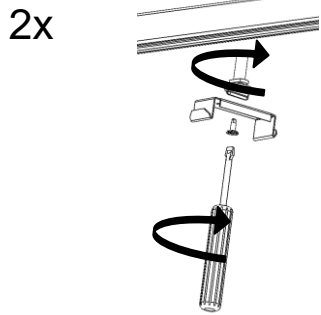


TUOTEKOODI / PRODUCT CODE / PRODUKTKOD	KANNAKE / BRACKET / FÄSTE
9905247	Omega/AlfaLineG2 adjustable susp. wire bracket 3m
9905248	Omega/AlfaLineG2 adjustable susp. wire bracket 5m

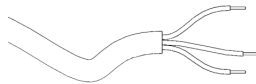


16.

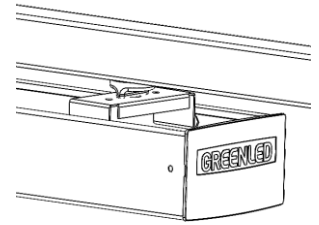
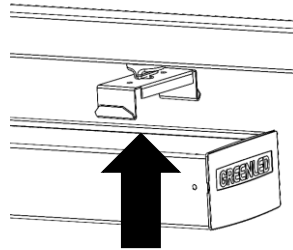
8. Kosketinkiskokannake, Lighting track bracket, Kontaktskenor fäste.



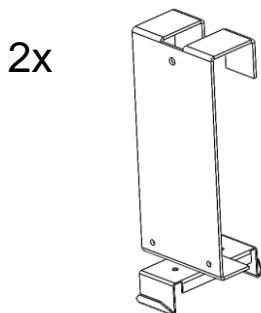
TUOTEKOODI / PRODUCT CODE / PRODUKTKOD	KANNAKE / BRACKET / FÄSTE
G00480	Omega/Alfa Line G2 lighting track bracket



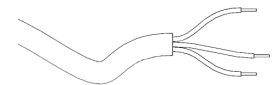
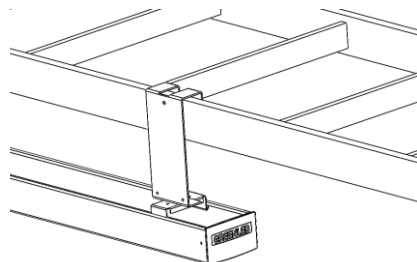
16.



9. Tikashyllykannake, Ladderbracket, Steghylla.



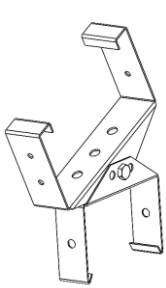
TUOTEKOODI / PRODUCT CODE / PRODUKTKOD	KANNAKE / BRACKET / FÄSTE
9905216	Omega / Alfa Line G2 Ladderbracket



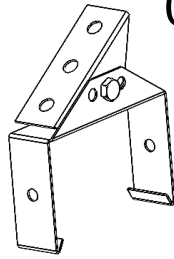
16.

10. Säädettävät ripustuskiskokannakkeet, Adjustable suspensionrail bracket.

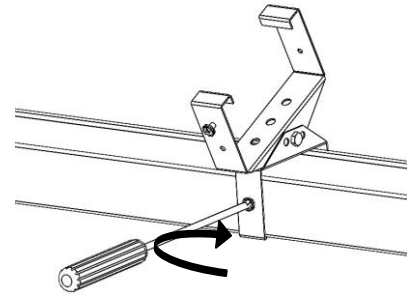
TUOTEKOODI / PRODUCT CODE / PRODUKTKOD	KANNAKE / BRACKET / FÄSTE	SÄÄTÖVÄLI / ADJUSTMENT ANGLE / JUSTERINGSVINKEL
9905208	Omega/ALG2 adjustable suspensionrail bracket 70	0-30°
9905209	Omega/ALG2 adjustable suspensionrail bracket 110	0-30°
9905207	Omega / Alfa Line G2 adjustable ceiling bracket	0-35°



0-30°

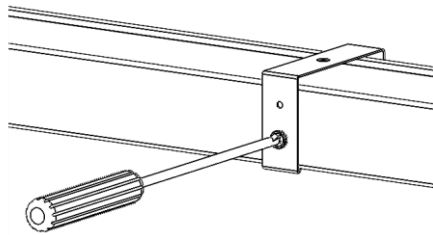



0-35°



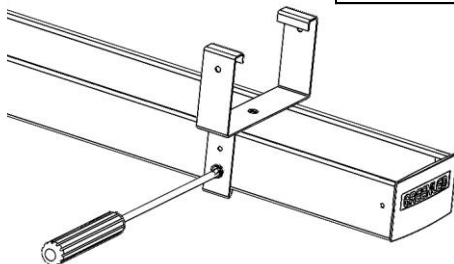
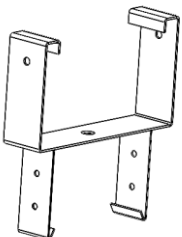
11. Ruuvattavat kattokannakkeet, Safety ceiling brackets.

TUOTEKOODI / PRODUCT CODE / PRODUKTKOD	KANNAKE / BRACKET / FÄSTE
G00464	Omega / ALG2 safety ceiling bracket zinc
G00465	Omega / ALG2 safety ceiling bracket white



12. Ruuvattavat ripustuskiskokannakkeet, Safety suspensionrail brackets.

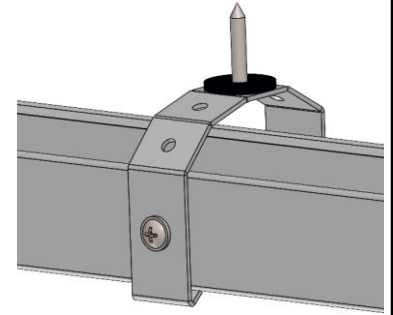
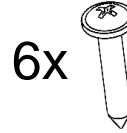
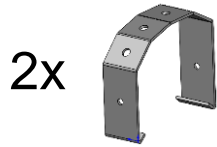
TUOTEKOODI / PRODUCT CODE / PRODUKTKOD	KANNAKE / BRACKET / FÄSTE
9905214	Omega / ALG2 safety suspensionrail bracket 70
9905214	Omega / ALG2 safety suspensionrail bracket 110



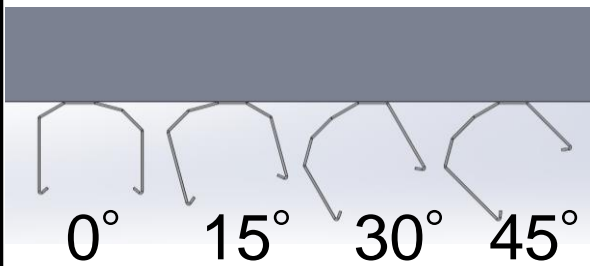
ALFA LINE GEN3

[FI] Asennusohje
 [UK] Installation instruction
 [SE] Installationsanvisning

13. Säädettävä kattoasennus, Surface installation, Takmontering.

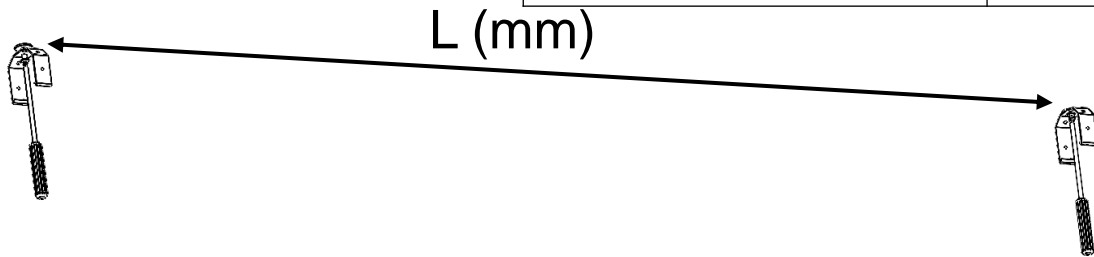


a

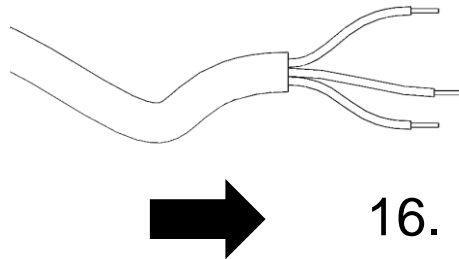


TUOTEKOODI / PRODUCT CODE / PRODUKTKOD	KANNAKE / BRACKET / FÄSTE
G00616	Omega / ALG2 ceiling ball bracket

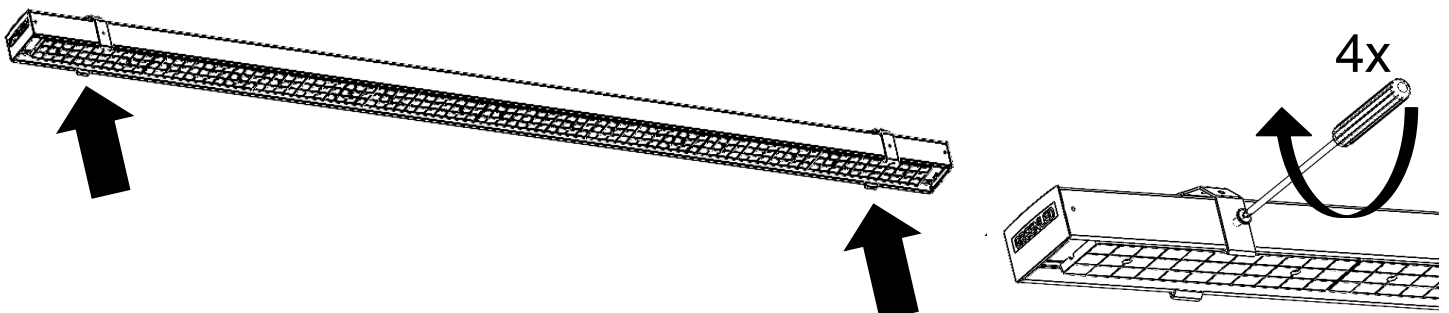
VALAISIN / LUMINAIRE / ARMATUR	L (mm)
Alfa Line Gen3 1204mm	800 - 1100 mm
Alfa Line Gen3 1512mm	800-1450 mm
Alfa Line Gen3 2370mm	1770 - 2300 mm



b



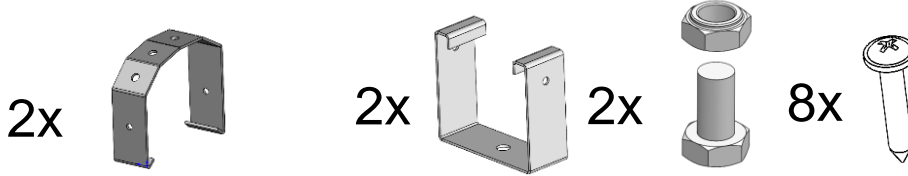
d



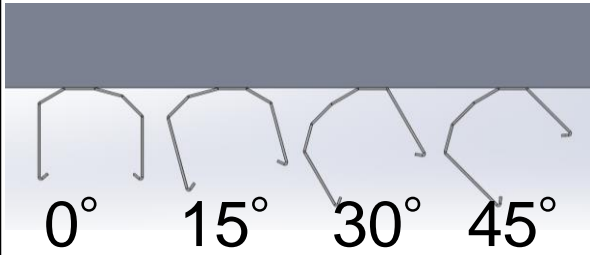
ALFA LINE GEN3

[FI] Asennusohje
 [UK] Installation instruction
 [SE] Installationsanvisning

14. Säädettävät ripustuskiskoasennus, Suspension rail, Armaturskena.

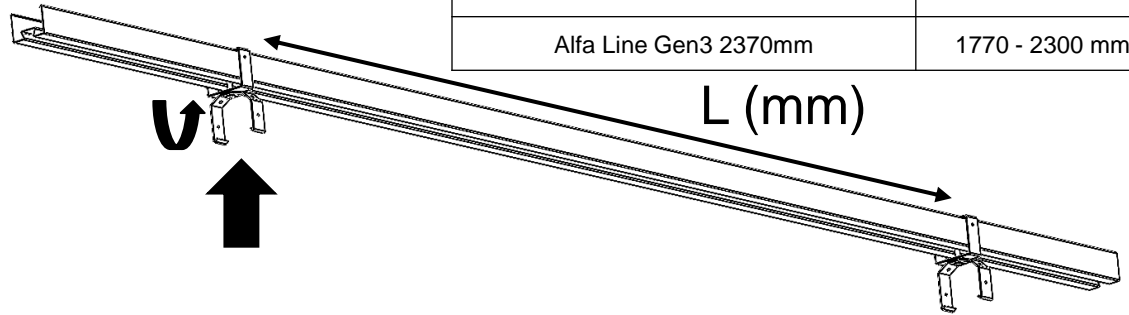
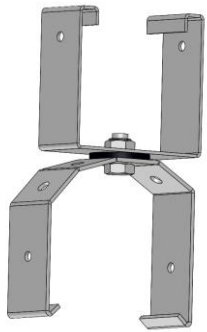


a

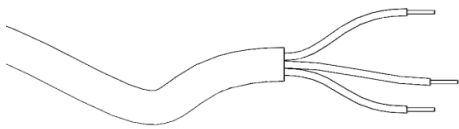


TUOTEKODI / PRODUCT CODE / PRODUKTKOD	KANNAKE / BRACKET / FÄSTE
G00611	Omega / ALG2 adjustable suspensionrail ball bracket 70
G00612	Omega / ALG2 adjustable suspensionrail ball bracket 82
G00613	Omega / ALG2 adjustable suspensionrail ball bracket 110

VALAISIN / LUMINAIRE / ARMATUR	L (mm)
Alfa Line Gen3 1204mm	800 - 1100 mm
Alfa Line Gen3 1512mm	800-1450 mm
Alfa Line Gen3 2370mm	1770 - 2300 mm

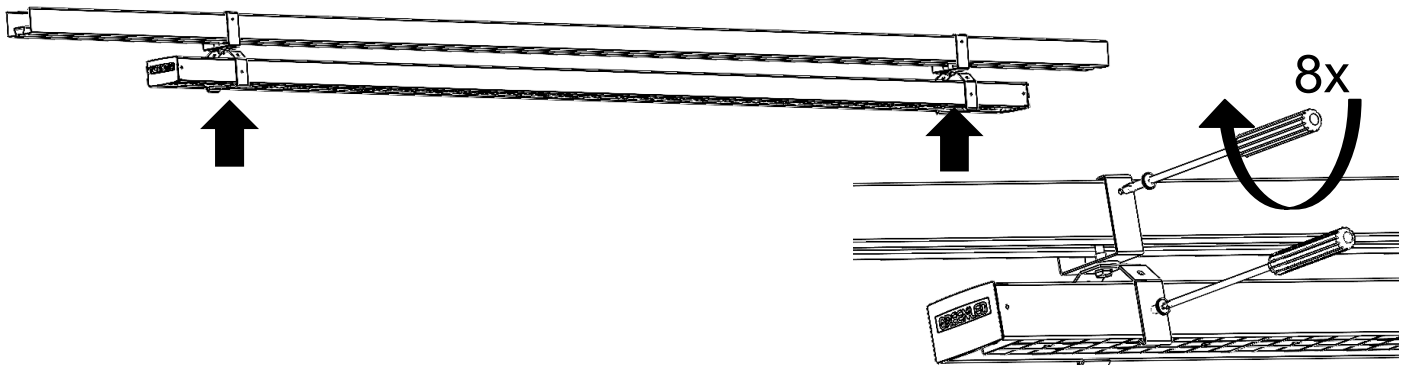


b



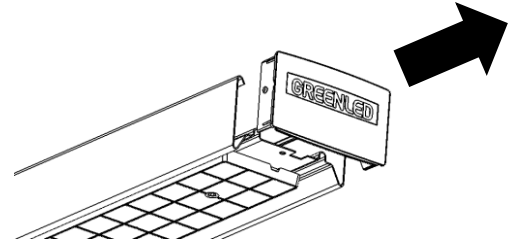
➔ 16.

d

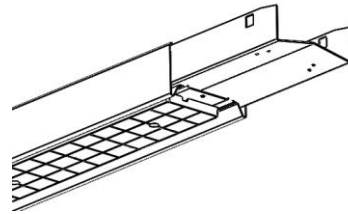


15. Liituskappale, Join part, Skarvstycke.


Poista valaisimen päätykappale vetämällä ulospäin.
Remove the end cap of luminaire by pulling outwards.



Asenna liituskappale valaisimen rungon sisälle.
Install the join part inside the luminaire frame.



Purista rungon tai jatkoprofiilin laita pihdeillä liituskappaleen reikien kohdalta. Suojaa ulkopintaa tasaisella kappaleella. (esim. vanerin palalla).
Press the side of the frame or extension profile with pliers at the holes of the connecting piece. Protect the outer surface with a flat piece. (e.g. with a piece of plywood).



Jonoasennuksessa suurin kannakeväli 2370mm pitkällä valaisimella on 2370mm ja 1204mm pitkällä valaisimella 1204mm.

In row installation, the largest bracket spacing with a 2370mm long luminaire is 2370mm and 1204mm with a 1204mm long luminaire.

Valaisimen kannake on kiinnitettävä pintamateriaalin vaatimalla kiinnitystavalla.

The luminaire bracket must be attached using the method of attachment required by the surface material.

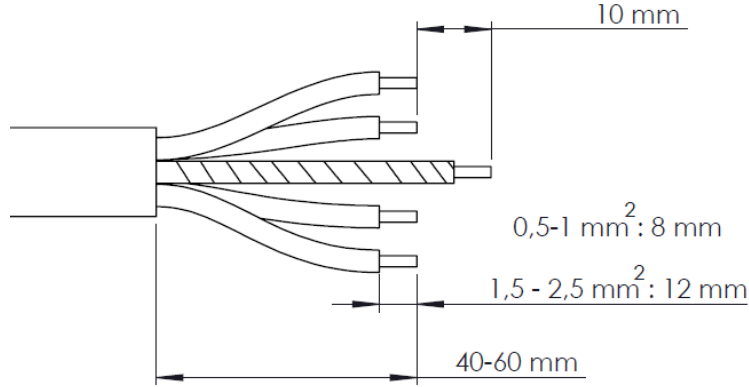
ALFA LINE GEN3

[FI] Asennusohje
[UK] Installation instruction
[SE] Installationsanvisning

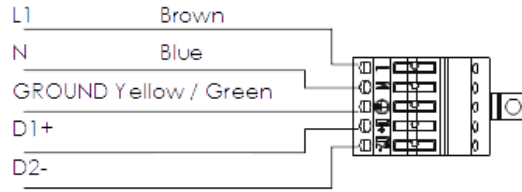


Ohjauspiirin on oltava peruseristetty verkkojännitteestä
The control circuit must be basic insulated from the mains voltage
Styrkretsen måste vara grundisolerad från nätspänningen

16.



DALI



L1 = Ruskea, Brown, Brun

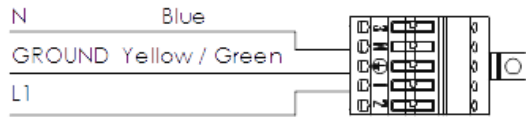
N = Sininen, Blue, Blå

PE = Kelta-vihreä, Ground wire, Jordledning

D1 = Musta, Black, Svart

D2 = Harmaa, Gray, Grå

ON/OFF

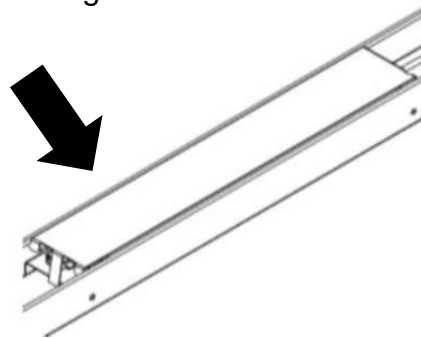
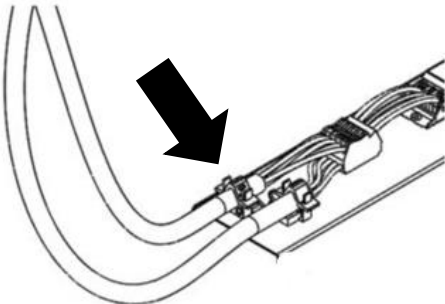


N = Sininen, Blue, Blå

PE = Kelta-vihreä, Ground wire, Jordledning


L1 = Ruskea, Brown, Brun

Kiinnitä vedonpoistajat ja sulje liitântälaitekotelon kansi.
Attach the strain reliefs and close the cover of driver housing.



17. Casambi ohjaus, Casambi control, Casambi kontrollera

CASAMBI



FI

Nämä ohjeet tulee säilyttää ja luovuttaa kiinteistön käyttäjälle.

UK

It is appropriate that this information is passed on to the user of the installation.

SE

Det är lämpligt att denna information överlämnas till användaren av anläggningen.



LED 830/840/850

Tämä tuote sisältää valonlähteen, jonka energiatehokkuusluokka on C.
This product contains a light source of energy efficiency class C.
Denna produkt innehåller en ljuskälla vars energieffektivitetsklass är C.



LED 930/940/950/960

Tämä tuote sisältää valonlähteen, jonka energiatehokkuusluokka on D.
This product contains a light source of energy efficiency class D.
Denna produkt innehåller en ljuskälla vars energieffektivitetsklass är D.

