Phi Vision

[FI] Asennusohje
[UK] Installation instruction
[SE] Installationsanvisning

IP20

Phi Vision 1160	GLPV01DIR1511	15 W
Phi Vision 1160	GLPV01DIR2211	22 W
Phi Vision 1160	GLPV01DIR3111	31 W
Phi Vision 1160	GLPV01DIR3911	39 W
Phi Vision 1160	GLPV01DIR4811	48 W

Phi Vision 1720	GLPV01DIR2217	22 W
Phi Vision 1720	GLPV01DIR3317	33 W
Phi Vision 1720	GLPV01DIR4517	45 W
Phi Vision 1720	GLPV01DIR5717	57 W
Phi Vision 1720	GLPV01DIR7117	71 W

Phi Vision 2312	GLPV01DIR2923	29 W
Phi Vision 2312	GLPV01DIR4323	43 W
Phi Vision 2312	GLPV01DIR5823	58 W
Phi Vision 2312	GLPV01DIR7523	75 W
Phi Vision 2312	GLPV01DIR9323	93 W

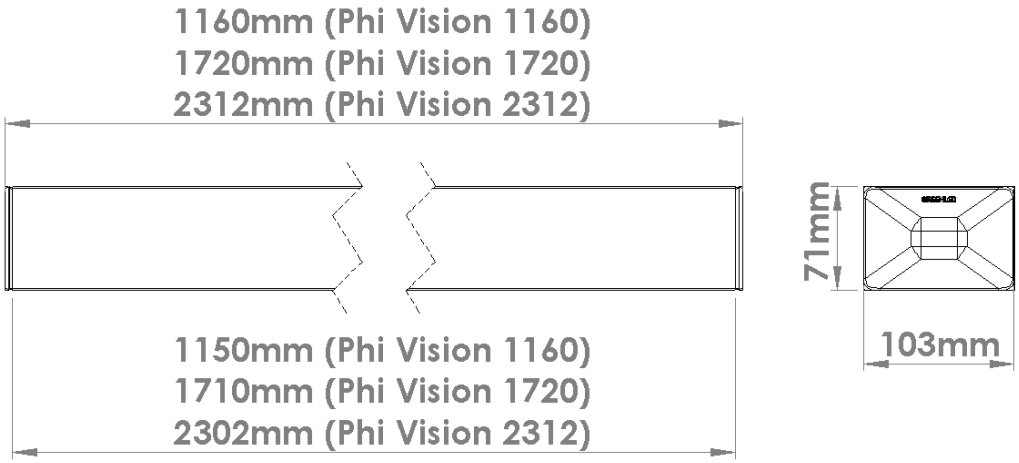

Greenled Oy
Oritkarintie 4
FI-90400 Oulu

TEHTY SUOMESSA
MADE IN FINLAND

Greenled Oy | Asiakaspalvelu 020 125 5800 | info@greenled.fi | www.greenled.fi | Oikeudet tuotetietojen muutoksiin pidätetään | Copyright 2021 Greenled Oy

Phi Vision

[FI] Asennusohje
[UK] Installation instruction
[SE] Installationsanvisning

Turvallisuusvaroitukset:

Ennen asennusta tai huoltotyötä kytke valaisin irti sähköverkosta välttääksesi sähköiskun vaaran!

- Asennus / huoltotyön saa tehdä vain valtuutettu henkilö
- Valaisimen asennuksen / huoltotyön saa suorittaa vain pätevä henkilö näiden ohjeiden mukaisesti.
- Valmistaja ei kanna vastuuta valaisimen väärästä käytöstä
- Älä katso suoraan päällä olevaan valaisimeen
- Valaisimen valonlähteen saa vaihtaa ainoastaan Greenled, Greenledin valtuuttama huoltaja tai vastaavan pätevyyden omaava henkilö

Safety notes:

Before installation or change work disconnect the power to reduce electrical shock risk!

- Installation / maintenance can only be done by a skilled personnel
- Installation / maintenance of luminaire must be performed by qualified person following the instructions given in the instruction set
- The manufacturer bears no liability for damage caused by inappropriate use or application
- Do not stare at the operating light source
- The light source contained in this luminaire shall only be replaced by the Greenled or Greenled’s service agent or a similar qualified person

Säkerhetsvarningar:

Koppla alltid bort armaturen från elnänet i samband med installation ti den som använder armaturen.

- Installations- ocn underhållsarbeten får andast utföras av en behöring installatör
- Installations-/underhållsarbetet får endast utföras enligt dessa anvisningar av en person med tillräckliga kunskaper
- Tillverkaren ansvarar ej för felaktig användning av armaturen
- Titta aldrig rakt in i en påslagen armatur
- Ljuskällan inuti armaturen får endast bytas av antingen Greenled, en Greenled-auktoriserad servicetekniker eller en person med motsvarande kompetens

Greenled Oy | Asiakaspalvelu 020 125 5800 | info@greenled.fi | www.greenled.fi | Oikeudet tuotetietojen muutoksiin pidätetään | Copyright 2021 Greenled Oy

Phi Vision

[FI] Asennusohje
[UK] Installation instruction
[SE] Installationsanvisning

1. Kattoasennus, Surface installation, Takmontering

2x

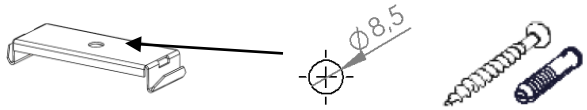

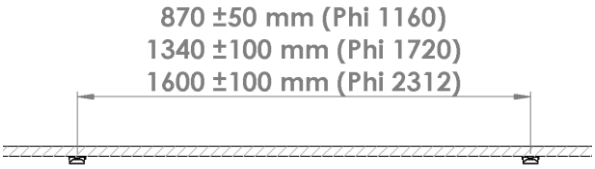

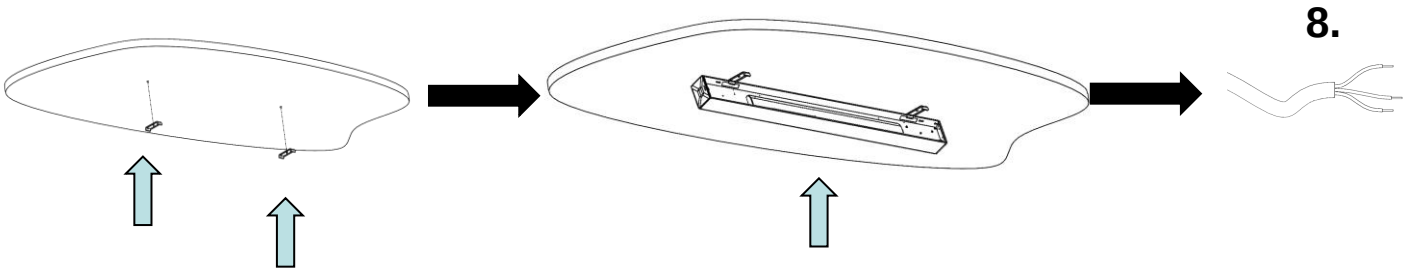

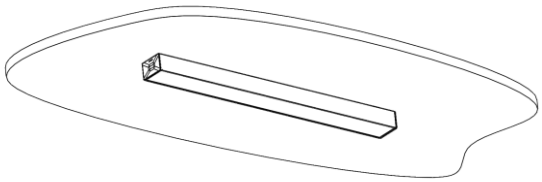

”snap”

Greenled Oy | Asiakaspalvelu 020 125 5800 | info@greenled.fi | www.greenled.fi | Oikeudet tuotetietojen muutoksiin pidätetään | Copyright 2021 Greenled Oy

Phi Vision

[FI] Asennusohje
[UK] Installation instruction
[SE] Installationsanvisning

2. Vaijerikiinnitys, Wire installation, Vajerupphängning

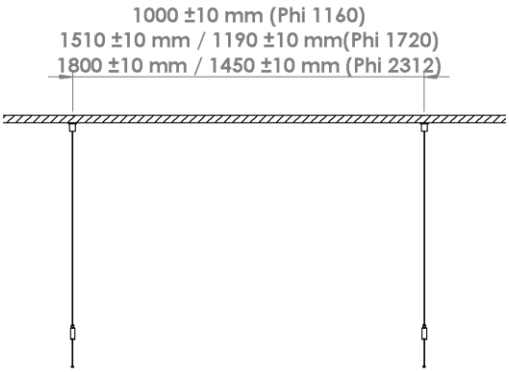

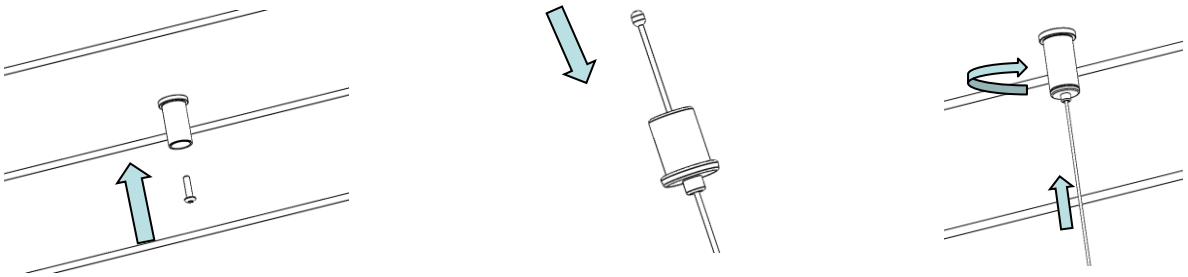

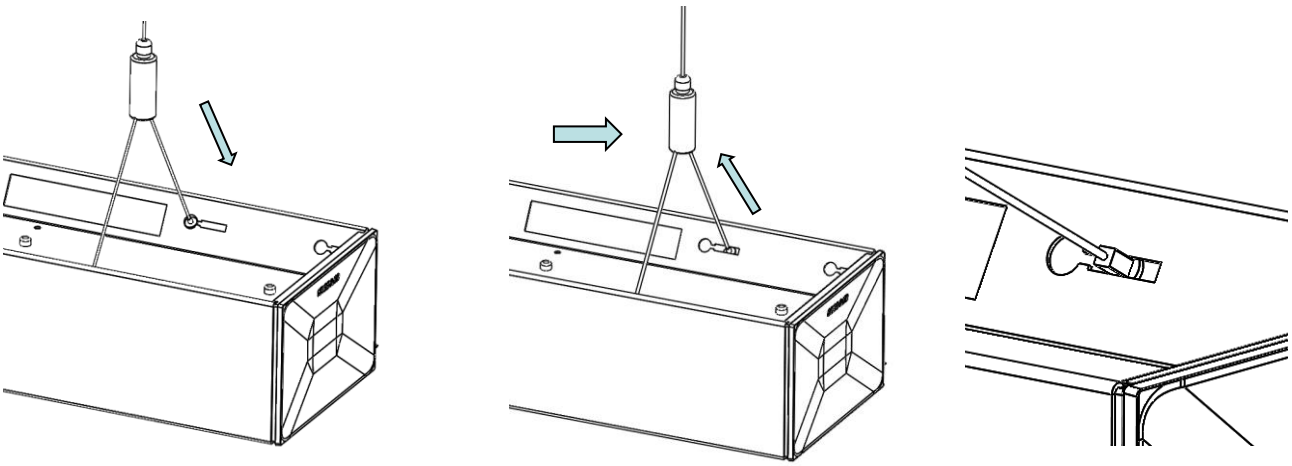

8.

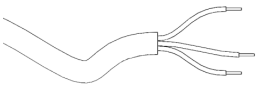

Greenled Oy | Asiakaspalvelu 020 125 5800 | info@greenled.fi | www.greenled.fi | Oikeudet tuotetietojen muutoksiin pidätetään | Copyright 2021 Greenled Oy

Phi Vision

[FI] Asennusohje
[UK] Installation instruction
[SE] Installationsanvisning

3. Kierretankoasennus, Threared rod installation, Gångstångsupphängning

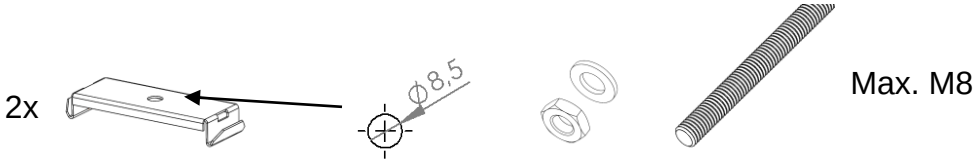

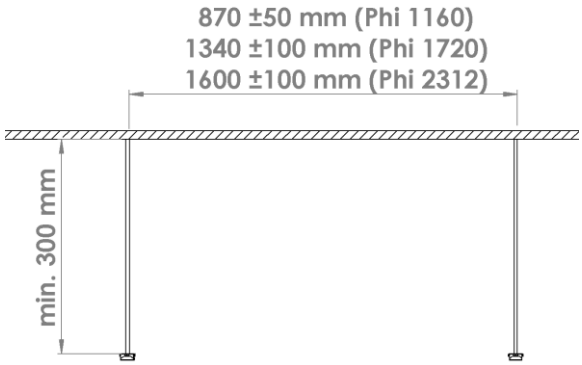

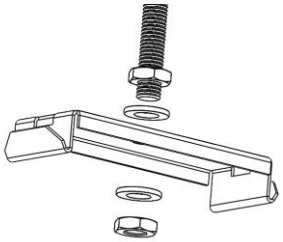

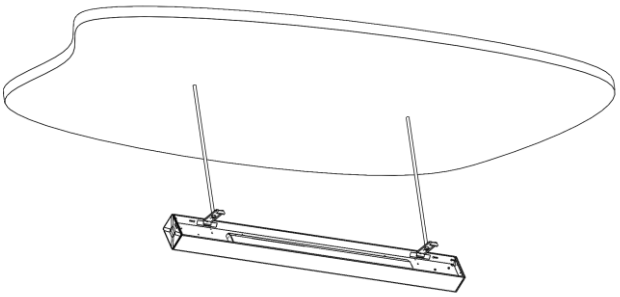

”snap”

8.

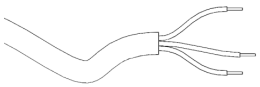

Greenled Oy | Asiakaspalvelu 020 125 5800 | info@greenled.fi | www.greenled.fi | Oikeudet tuotetietojen muutoksiin pidätetään | Copyright 2021 Greenled Oy

Phi Vision

[FI] Asennusohje
[UK] Installation instruction
[SE] Installationsanvisning

4. Valaisinkisko, Suspension Rail, Belysningsskena

2x

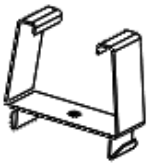

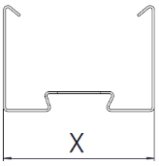

X (mm):
- 70

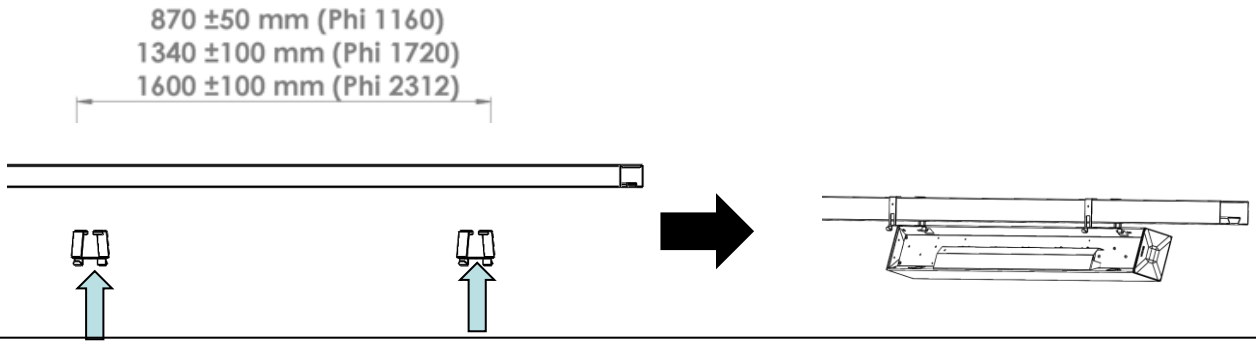

a

b



Greenled Oy | Asiakaspalvelu 020 125 5800 | info@greenled.fi | www.greenled.fi | Oikeudet tuotetietojen muutoksiin pidätetään | Copyright 2021 Greenled Oy

5. Jonoasennus kattopintaan, continuous installation ceiling surface, kontinuerlig installation takmontering

a

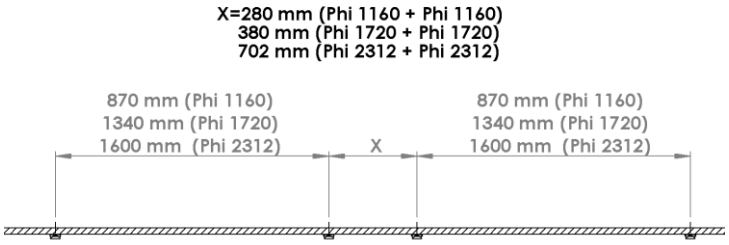

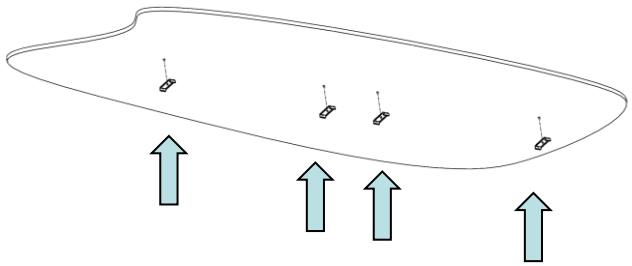

b

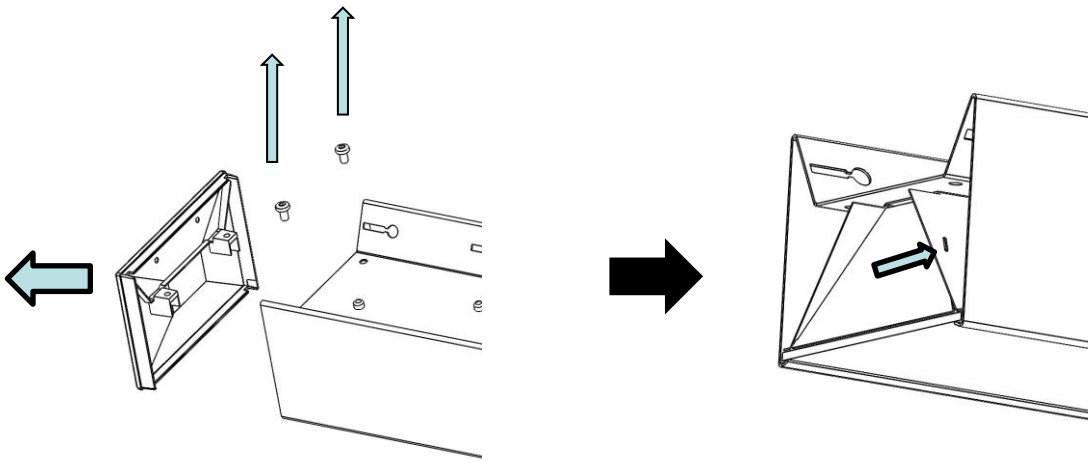

c

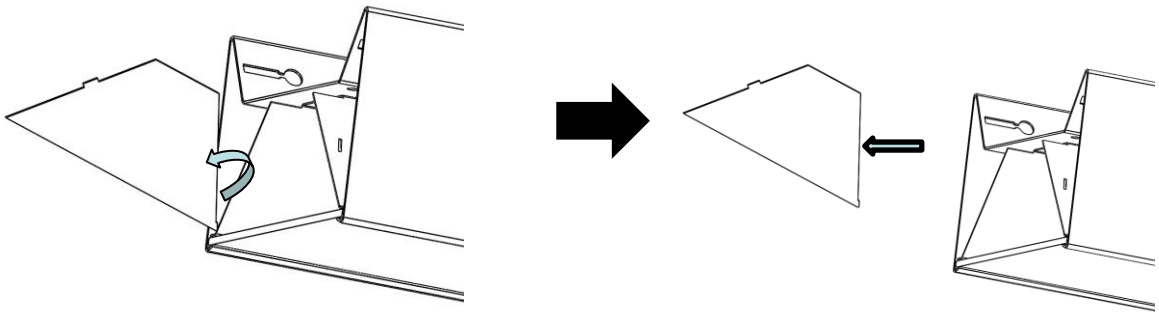

Greenled Oy | Asiakaspalvelu 020 125 5800 | info@greenled.fi | www.greenled.fi | Oikeudet tuotetietojen muutoksiin pidätetään | Copyright 2021 Greenled Oy

5. Jonoasennus kattopintaan, continuous installation ceiling surface, kontinuerlig installation takmontering

d

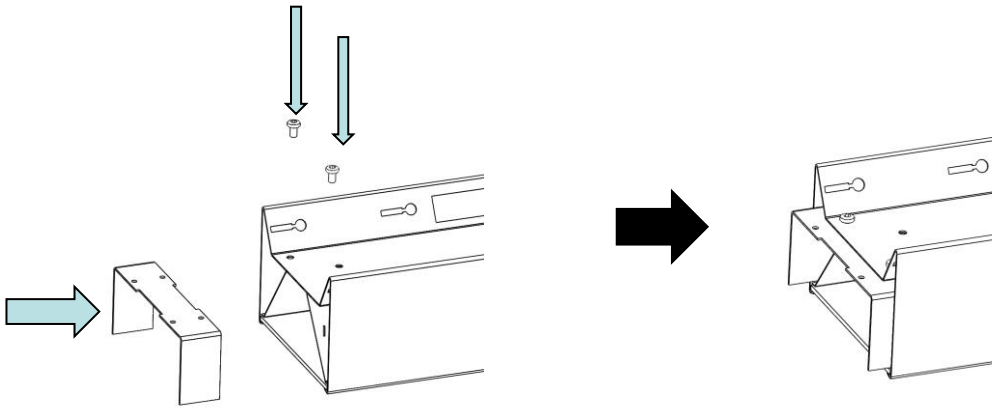

e

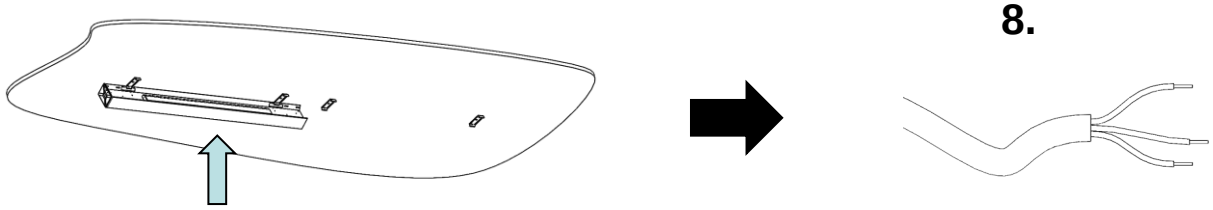

f

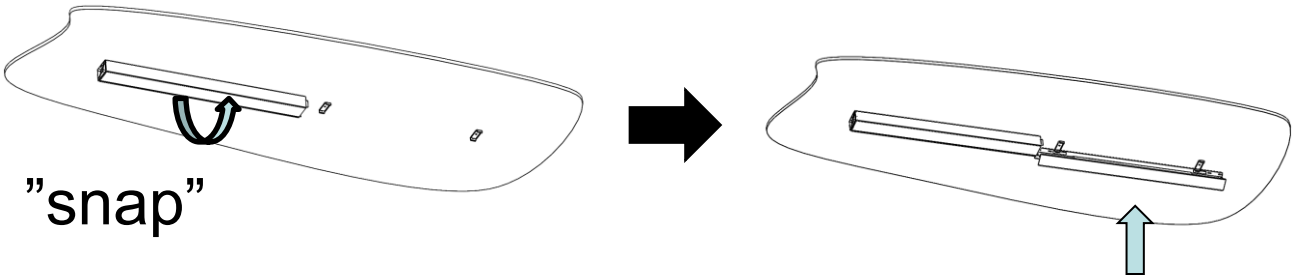

g

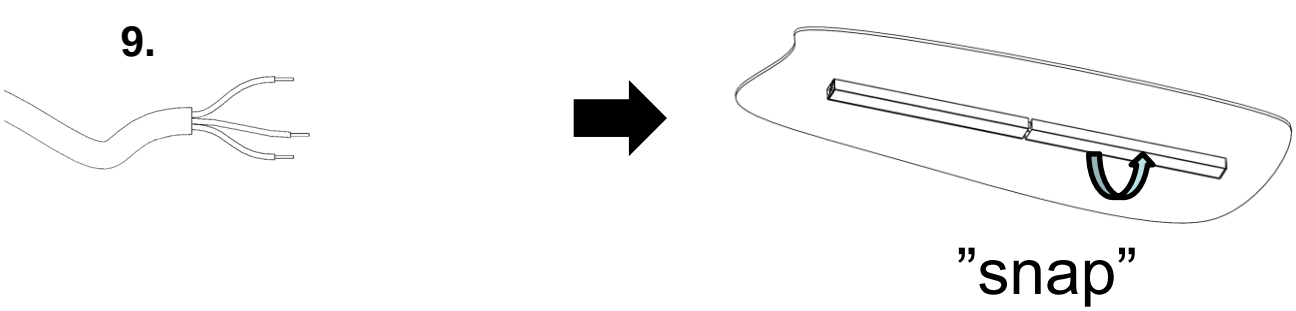

Greenled Oy | Asiakaspalvelu 020 125 5800 | info@greenled.fi | www.greenled.fi | Oikeudet tuotetietojen muutoksiin pidätetään | Copyright 2021 Greenled Oy

5. Jonoasennus kattopintaan, continuous installation ceiling surface, kontinuerlig installation takmontering

h

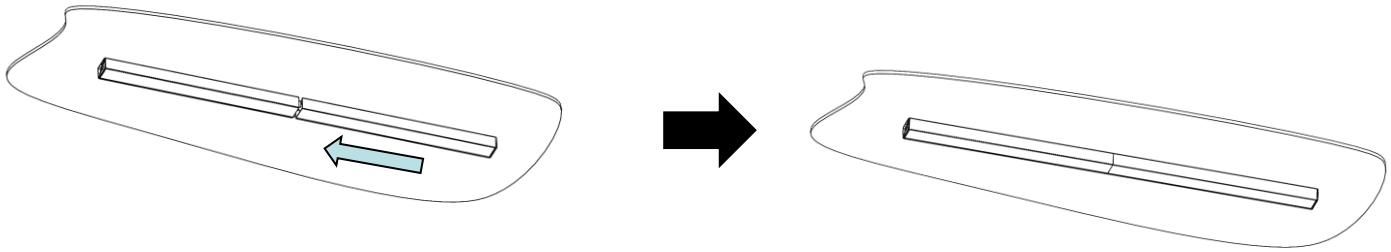

Greenled Oy | Asiakaspalvelu 020 125 5800 | info@greenled.fi | www.greenled.fi | Oikeudet tuotetietojen muutoksiin pidätetään | Copyright 2021 Greenled Oy

6. Jonoasennus vaijerikiinnityksellä, continuous installation wire installation, kontinuerlig installation vajerupphängning

a

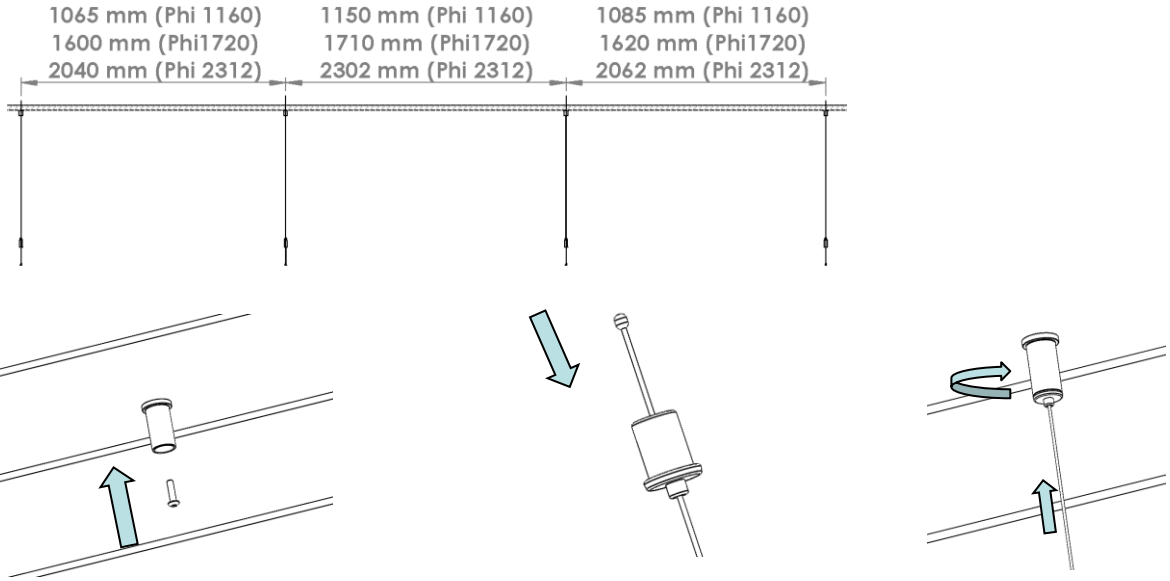

b

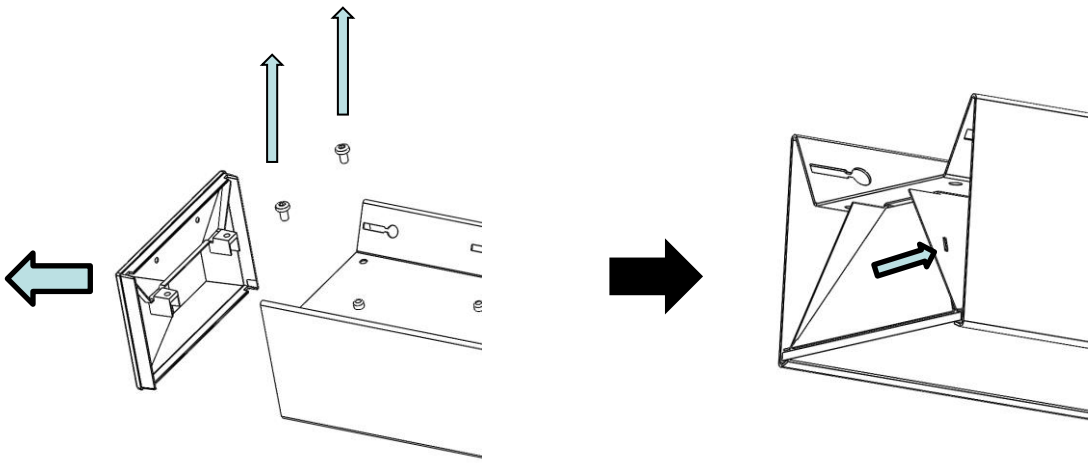

c

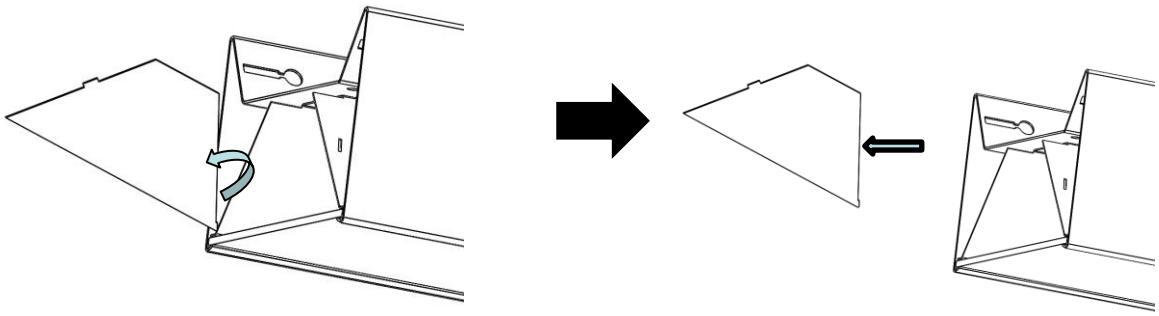

Greenled Oy | Asiakaspalvelu 020 125 5800 | info@greenled.fi | www.greenled.fi | Oikeudet tuotetietojen muutoksiin pidätetään | Copyright 2021 Greenled Oy

6. Jonoasennus vaijerikiinnityksellä, continuous installation wire installation, kontinuerlig installation vajerupphängning

d

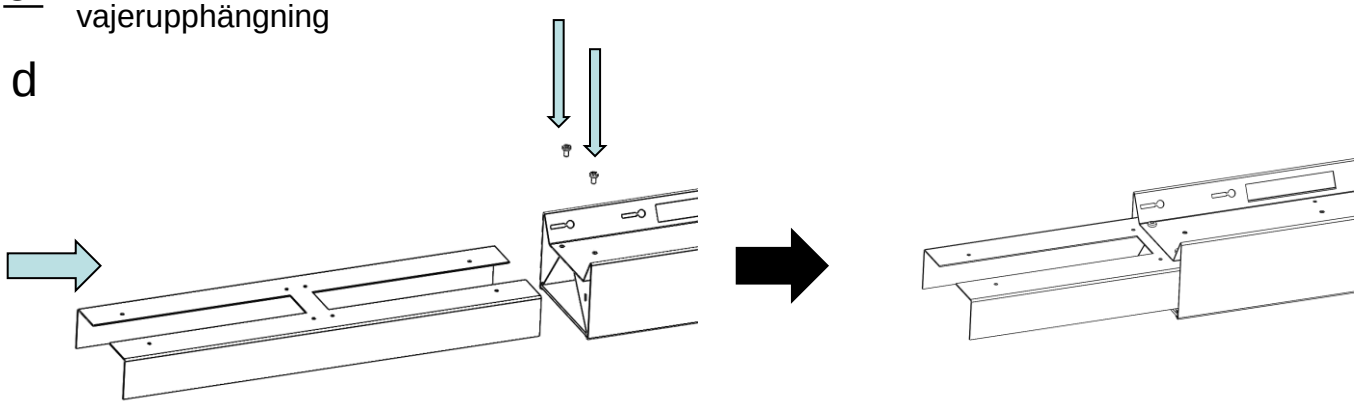

e

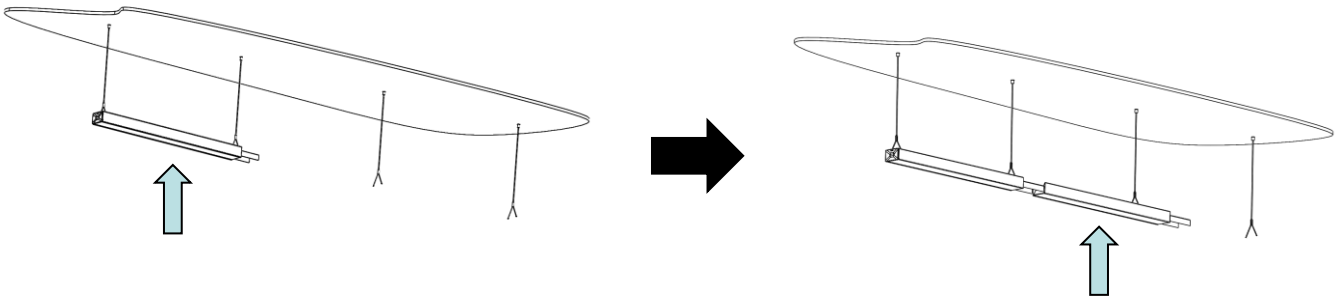

f

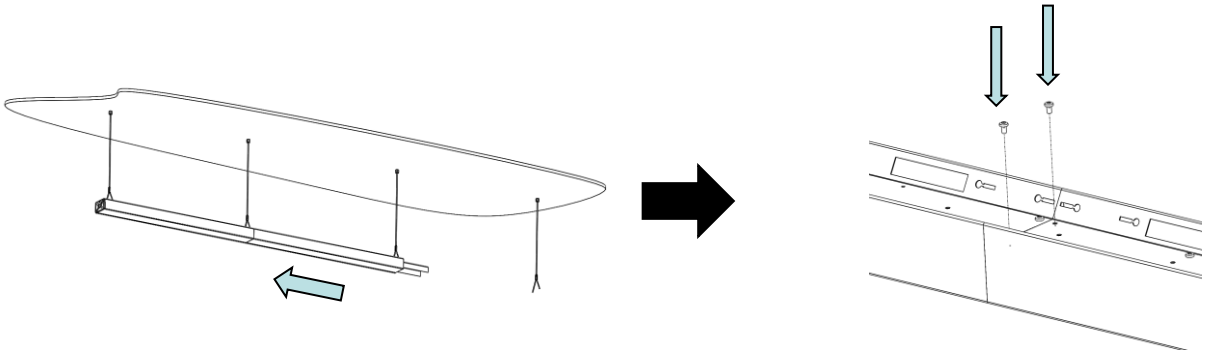

g

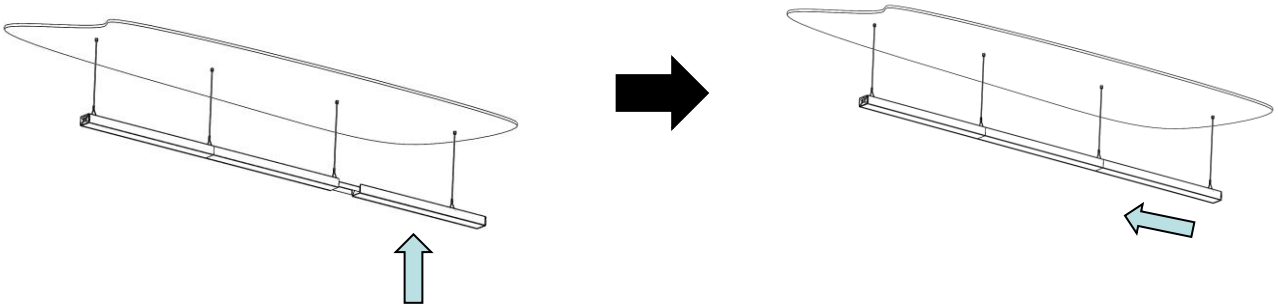

Greenled Oy | Asiakaspalvelu 020 125 5800 | info@greenled.fi | www.greenled.fi | Oikeudet tuotetietojen muutoksiin pidätetään | Copyright 2021 Greenled Oy

6. Jonoasennus vaijerikiinnityksellä, continuous installation wire installation, kontinuerlig installation vajerupphängning

h

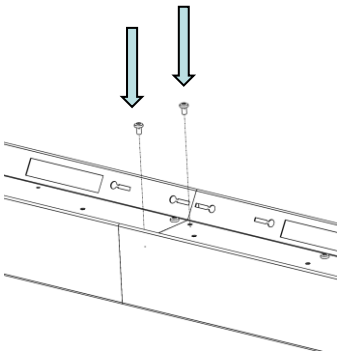

8.

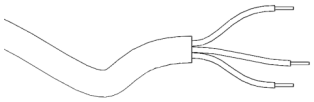

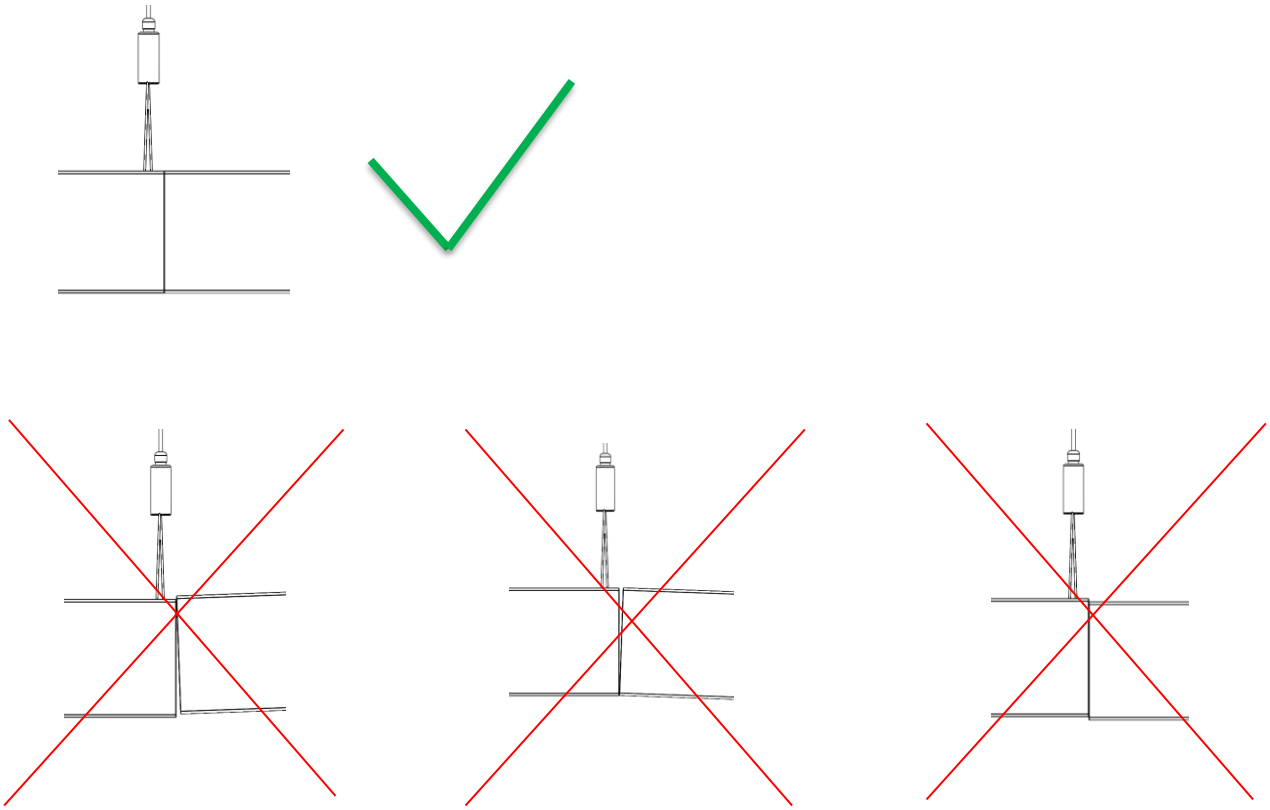

Greenled Oy | Asiakaspalvelu 020 125 5800 | info@greenled.fi | www.greenled.fi | Oikeudet tuotetietojen muutoksiin pidätetään | Copyright 2021 Greenled Oy

7. Jonoasennus kierretankokiinnityksellä, Continuous threared rod installation, kontinuerlig installation gångstångsupphängning

a

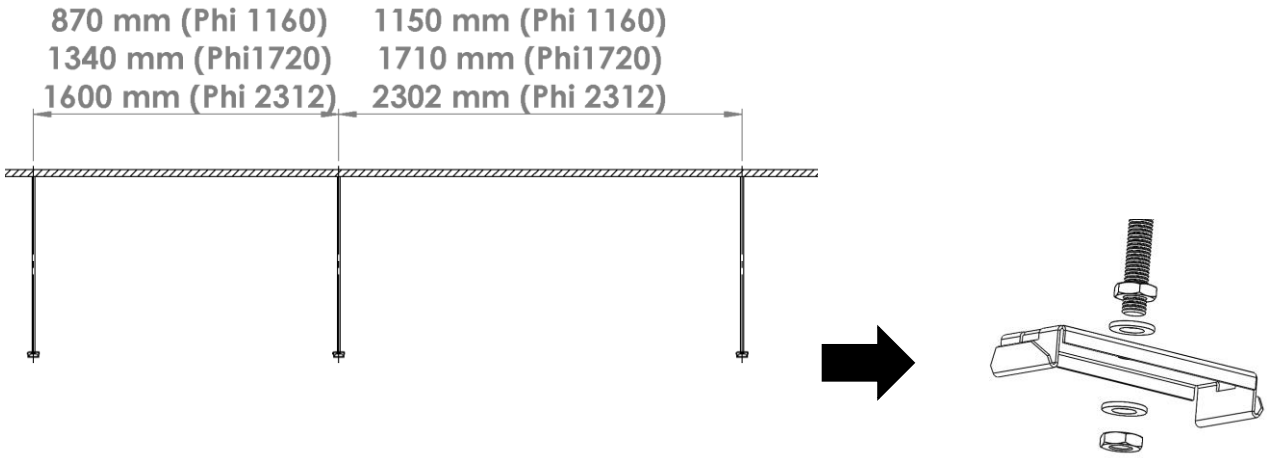

b

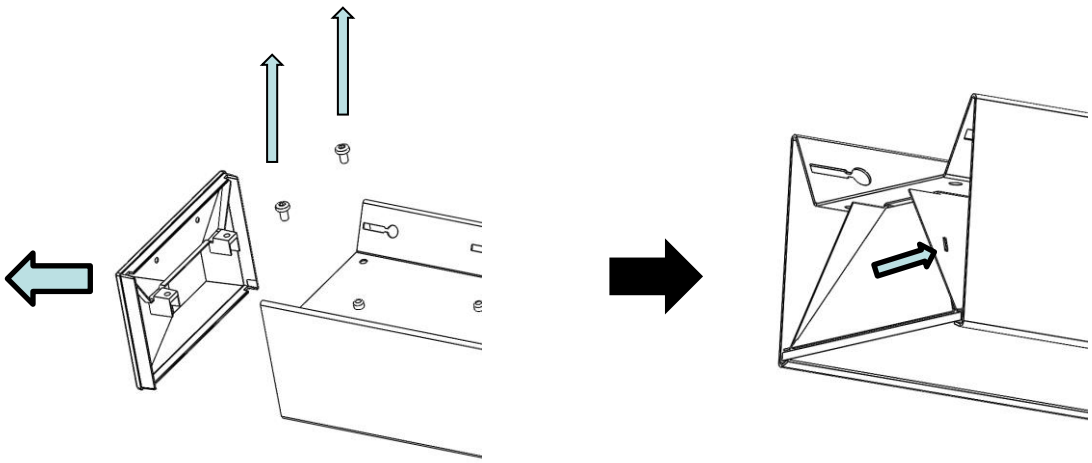

c

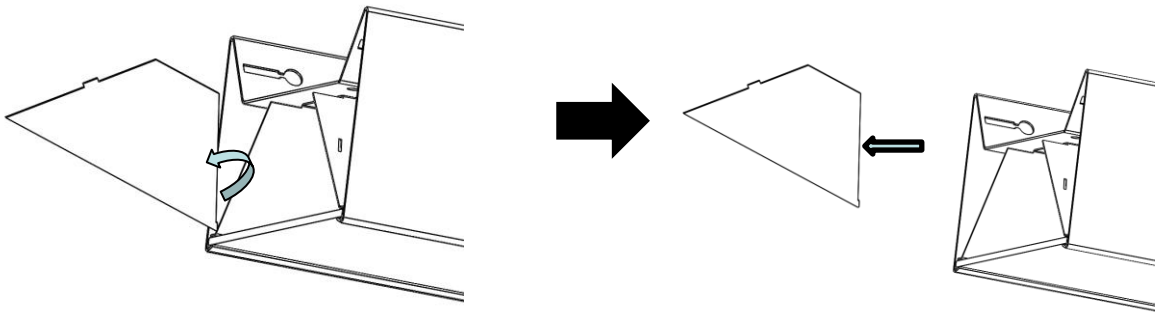

Greenled Oy | Asiakaspalvelu 020 125 5800 | info@greenled.fi | www.greenled.fi | Oikeudet tuotetietojen muutoksiin pidätetään | Copyright 2021 Greenled Oy

7. Jonoasennus kierretankokiinnityksellä, Continuous threared rod installation, kontinuerlig installation gångstångsupphängning

d

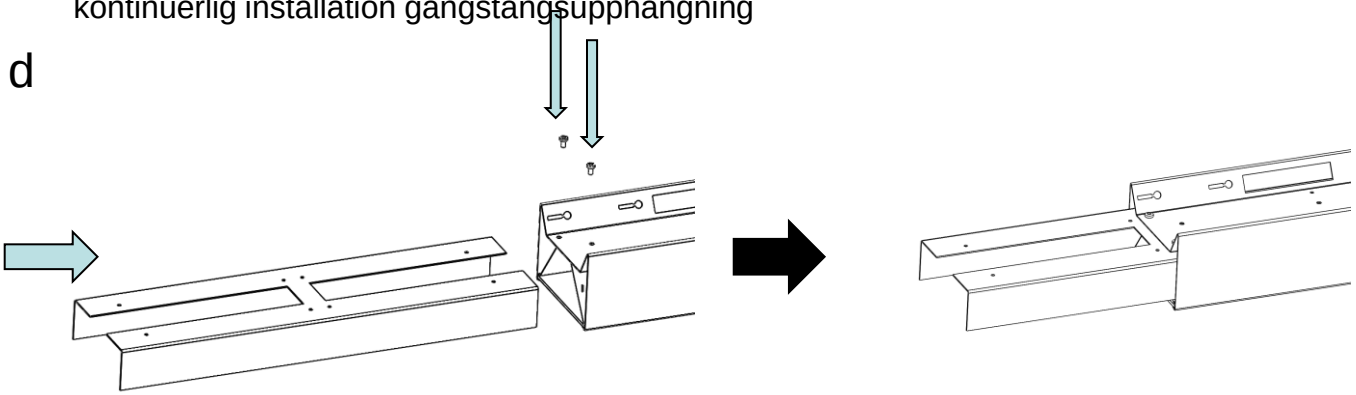

e

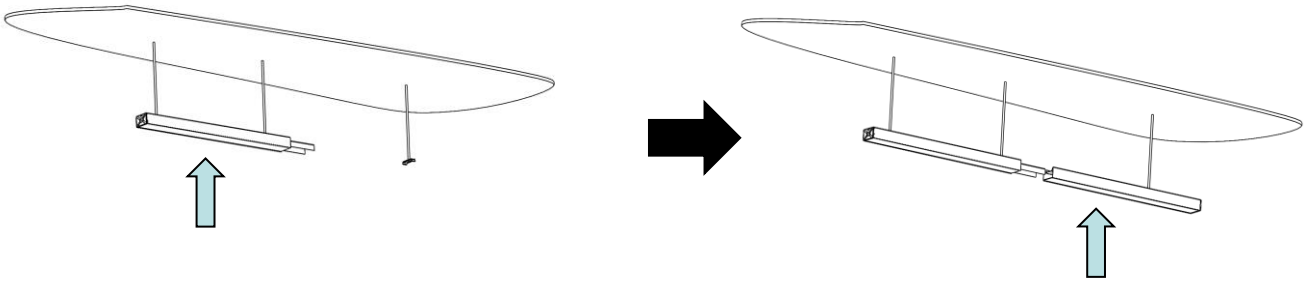

f

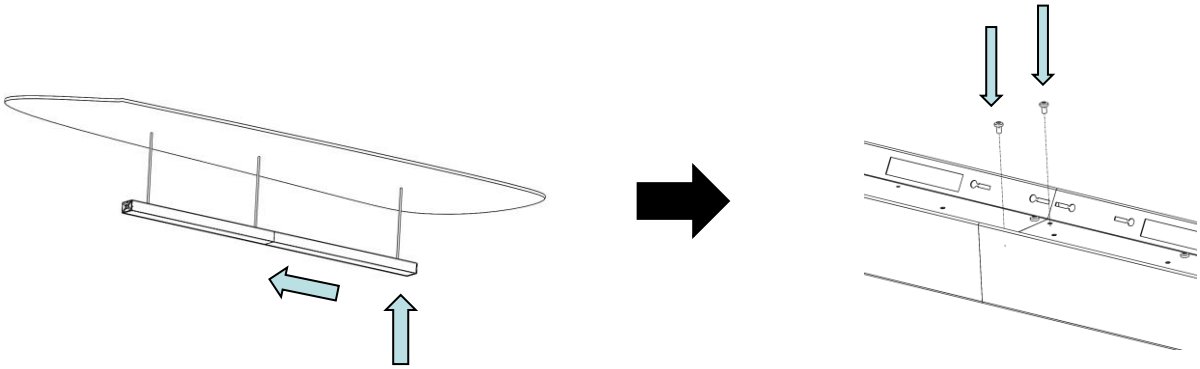

8.

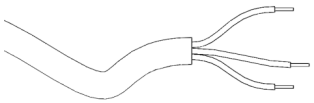

Greenled Oy | Asiakaspalvelu 020 125 5800 | info@greenled.fi | www.greenled.fi | Oikeudet tuotetietojen muutoksiin pidätetään | Copyright 2021 Greenled Oy

7. Jonoasennus kierretankokiinnityksellä, Continuous threared rod installation, kontinuerlig installation gångstångsupphängning

d

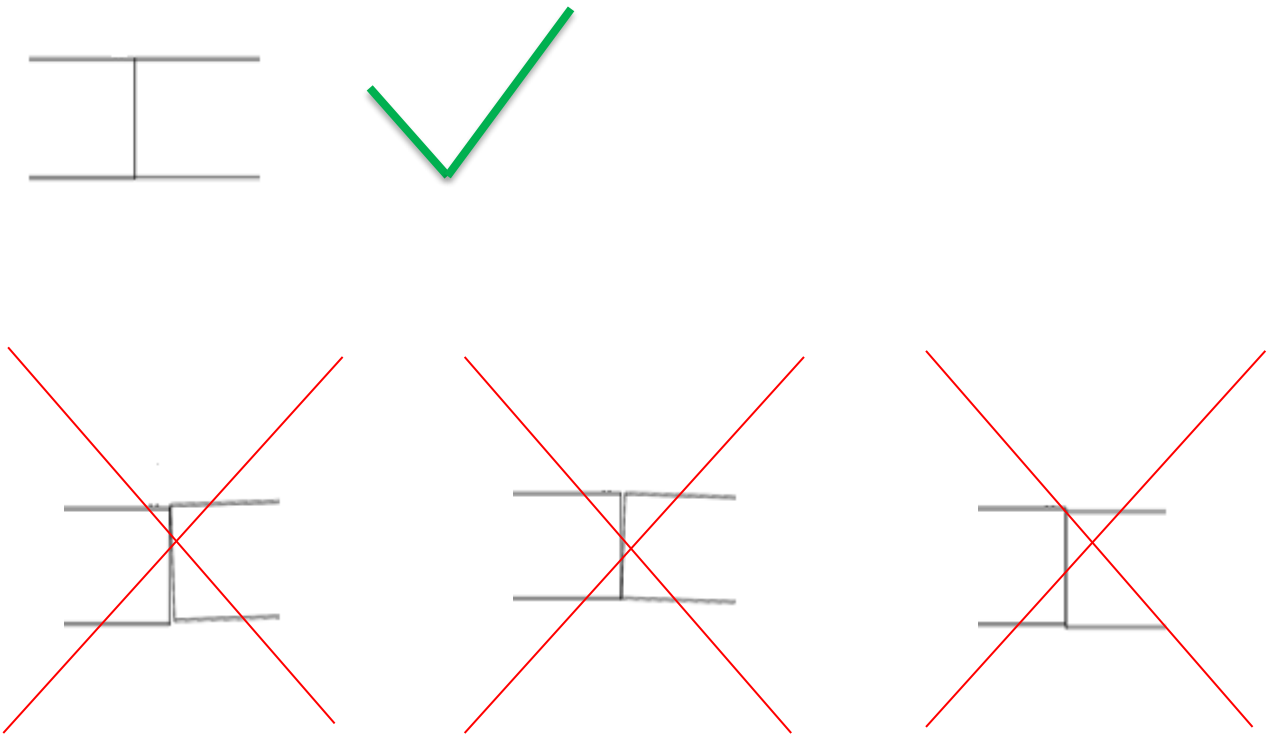

Greenled Oy | Asiakaspalvelu 020 125 5800 | info@greenled.fi | www.greenled.fi | Oikeudet tuotetietojen muutoksiin pidätetään | Copyright 2021 Greenled Oy

Phi Vision

[FI] Asennusohje
[UK] Installation instruction
[SE] Installationsanvisning

Ohjauspiirin on oltava peruseristetty verkkojännitteestä | The control circuit must be basic insulated from the mains voltage
Styrkretsen måste vara grundisolerad från nätspänningen

8.

DALI

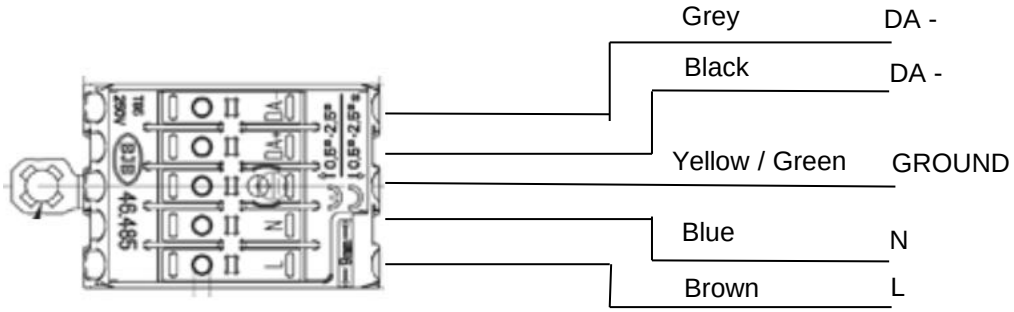

ON/OFF

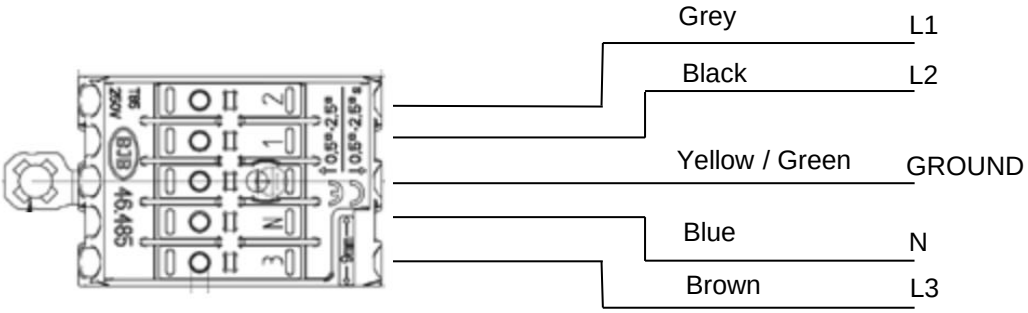

FI — Nämä ohjeet tulee säilyttää ja luovuttaa kiinteistön käyttäjälle.

UK — It is appropriate that this information is passed on to the user of the installation.

SE — Det är lämligt att denna information överlämnas till användaren av anläggningen.

Greenled Oy | Asiakaspalvelu 020 125 5800 | info@greenled.fi | www.greenled.fi | Oikeudet tuotetietojen muutoksiin pidätetään | Copyright 2021 Greenled Oy